

# TALISSA DECOR TEST REPORT

## SCOPE OF WORK

REPORT OF TESTING LINE ART FOAM TILE MATERIAL FOR COMPLIANCE WITH THE APPLICABLE REQUIREMENTS OF THE FOLLOWING CRITERIA: ASTM E84-20 STANDARD TEST METHOD FOR SURFACE BURNING CHARACTERISTICS OF BUILDING MATERIALS.

## REPORT NUMBER

104395669COQ-001 R0

## TEST DATE(S)

07/23/20 - 07/23/20

## ISSUE DATE

07/23/20

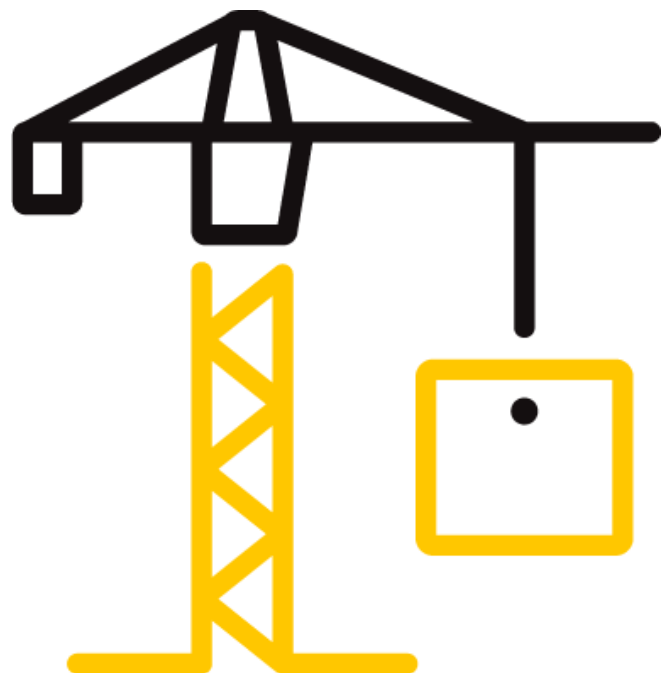
## PAGES

11

## DOCUMENT CONTROL NUMBER

GFT-OP-10c (AUGUST 27, 2018)

© 2017 INTERTEK



## TEST REPORT FOR TALISSA DECOR

Report No.: 104395669COQ-001 R0

Date: 07/23/20

### REPORT ISSUED TO

**TALISSA DECOR  
850 MAGNETIC DRIVE  
TORONTO, ON M3J 2C4 CAN**

### SECTION 1 SCOPE

Intertek Building & Construction (B&C) was contracted by Talissa Decor to perform testing in accordance with ASTM E84-20 Standard Test Method for Surface Burning Characteristics of Building Materials on their Line Art foam tile material. Results obtained are tested values and were secured by using the designated test method(s). Testing was conducted at Intertek Testing Services NA Ltd. (Intertek) test facility in Coquitlam, BC Canada.


This report does not constitute certification of this product nor an opinion or endorsement by this laboratory.


### SECTION 2 SUMMARY OF TEST RESULTS

The samples of Line Art foam tile material submitted by Talissa Decor were tested in accordance with ASTM E84-20 Standard Test Method for Surface Burning Characteristics of Building Materials.

The product test results are presented in Section 10 of this report.

For INTERTEK B&C:

<b>REPORTED BY:</b>	Salvatore Balletta
<b>TITLE:</b>	Technician – B&C
<b>SIGNATURE:</b>	
<b>DATE:</b>	07/23/20

<b>REVIEWED BY:</b>	Greg Philp
<b>TITLE:</b>	Reviewer – B&C
<b>SIGNATURE:</b>	
<b>DATE:</b>	07/23/20

This report is for the exclusive use of Intertek's Client and is provided pursuant to the agreement between Intertek and its Client. Intertek's responsibility and liability are limited to the terms and conditions of the agreement. Intertek assumes no liability to any party, other than to the Client in accordance with the agreement, for any loss, expense or damage occasioned by the use of this report. Only the Client is authorized to permit copying or distribution of this report and then only in its entirety. Any use of the Intertek name or one of its marks for the sale or advertisement of the tested material, product or service must first be approved in writing by Intertek. The observations and test results in this report are relevant only to the sample(s) tested. This report by itself does not imply that the material, product, or service is or has ever been under an Intertek certification program.

## TEST REPORT FOR TALISSA DECOR

Report No.: 104395669COQ-001 R0

Date: 07/23/20

### SECTION 3

#### TEST METHOD(S)

The specimens were evaluated in accordance with the following:

**ASTM E84-20 Standard Test Method for Surface Burning Characteristics of Building Materials.**

### SECTION 4

#### MATERIAL SOURCE/INSTALLATION

Samples were submitted to Intertek directly from the client and were not independently selected for testing and Intertek accepts no responsibility for any inaccuracies provided.

### SECTION 5

#### EQUIPMENT

ASSET #	DESCRIPTION	MODEL	CAL DUE DATE
WH 2189	Photocell	Huygen 856	02/28/21
WH 2190	Smoke Opacity Meter	Huygen	02/28/21
WH 1052	Data Logger	Phidgets DAQ 2020	02/28/21

### SECTION 6

#### LIST OF OFFICIAL OBSERVERS

NAME	COMPANY
Salvatore Balletta	Intertek B&C

## TEST REPORT FOR TALISSA DECOR

Report No.: 104395669COQ-001 R0

Date: 07/23/20

### SECTION 7

#### TEST CALCULATIONS

#### TEST STANDARD

The results of the tests are expressed by indexes, which compare the characteristics of the sample under tests relative to that of select grade red oak flooring and inorganic-cement board.

#### (A) Flame Spread Index:

This index relates to the rate of progression of a flame along a sample in the 25 foot tunnel. A natural gas flame is applied to the front of the sample at the start of the test and drawn along the sample by a draft kept constant for the duration of the test. An observer notes the progression of the flame front relative to time.

The test apparatus is calibrated such that the flame front for red oak flooring passes out the end of the tunnel in five minutes, thirty seconds (plus or minus 15 seconds).

#### (B) Smoke Developed:

A photocell is used to measure the amount of light, which is obscured by the smoke passing down the tunnel duct. When the smoke from a burning sample obscures the light beam, the output from the photocell decreases. This decrease with time is recorded and compared to the results obtained for red oak, which is defined to be 100.

### SECTION 8

#### TEST SPECIMEN DESCRIPTION

Upon receipt of the samples at the Intertek Coquitlam laboratory they were placed in a conditioning room where they remained in an atmosphere of  $23 \pm 3^{\circ}\text{C}$  ( $73.4 \pm 5^{\circ}\text{F}$ ) and  $50 \pm 5\%$  relative humidity.

The sample material consisted of Line Art foam tile material. Each tile measured 19 in. by 19 in. and was white in color.

For this trial run, 24 ft. long by 24 in. wide sample pieces was placed on the upper ledge of the flame spread tunnel to form the required sample length. The sample material was supported by  $\frac{1}{4}$  in. steel rods spaced every 24 in. and 20 ga. 2 in x 2 in galvanized steel netting spanning the upper ledge of the flame spread tunnel. A layer of 6 mm reinforced cement board was placed over top of the sample material, the tunnel lid was lowered into place, and the samples were then tested in accordance with ASTM E84-20.

**TEST REPORT FOR TALISSA DECOR**

Report No.: 104395669COQ-001 R0

Date: 07/23/20

**SECTION 9****TEST RESULTS****(A) Flame Spread**

The resultant flame spread Indexes are as follows:  
(Indexes rounded to nearest 5)

Sample Material	Flame Spread	Flame Spread Index
Line Art foam tile material	12	10

**(B) Smoke Developed**

The areas beneath the smoke developed curve and the related indexes are as follows:  
(For smoke developed indexes 200 or more, index is rounded to the nearest 50. For smoke developed indexes less than 200, index is rounded to nearest 5)

Sample Material	Smoke Developed	Smoke Developed Index
Line Art foam tile material	166	165

**(C) Observations**

During the test run, surface ignition occurred at 9 seconds; the flame began to progress along the sample until it reached the maximum flame spread.

## TEST REPORT FOR TALISSA DECOR

Report No.: 104395669COQ-001 R0

Date: 07/23/20

### COMMENTARY ON CLASSIFICATION

Neither ASTM E84 nor UL 723 include classification criteria for the results obtained from testing. The International Building Code® (IBC), NFPA 101: Life Safety Code® (NFPA 101), and NFPA 5000: Building Construction and Safety Code® (NFPA 5000) all describe a set of classification criteria required for interior wall and ceiling finish materials based on Flame Spread Index and Smoke Developed Index when tested in accordance with ASTM E84 or UL 723. The classification criteria for all three model codes is the same:

Class	Flame Spread Index	Smoke Developed Index
A	0-25	0-450
B	26-75	0-450
C	76-200	0-450

Note that classification under this scheme for interior wall and ceiling finishes does not strictly apply to all products or materials tested in accordance with ASTM E84 or UL 723 because not all products or materials are recommended or suitable for use as interior wall or ceiling finish materials in buildings, regardless of the surface burning characteristics. Consult with the product manufacturer and the local authority having jurisdiction (AHJ) regarding specific applications of a given product or material.

### SECTION 10 CONCLUSION

The samples Line Art foam tile material submitted by Talissa Decor exhibited the following flame spread characteristics when tested in accordance with ASTM E84-20 Standard Test Method for Surface Burning Characteristics of Building Materials.

Sample Material	Flame Spread Index	Smoke Developed Index
Line Art foam tile material	10	165

The conclusions of this test report may not be used as part of the requirements for Intertek product certification. Authority to Mark must be issued for a product to become certified.



Total Quality. Assured.

**TEST REPORT FOR TALISSA DECOR**

Report No.: 104395669COQ-001 R0

Date: 07/23/20

1500 Brigantine Drive  
Coquitlam, BC V3K 7C1

Telephone: 604-520-3321  
[www.intertek.com/building](http://www.intertek.com/building)

**SECTION 11**

**TEST DATA (2 PAGES)**

## TEST REPORT FOR TALISSA DECOR

Report No.: 104395669COQ-001 R0

Date: 07/23/20

### ASTM E84-20 DATA SHEETS

Page 1 of 2

**Standard:** ASTM E84-20/UL723

Lab ID: Intertek Coquitlam Fire Laboratory  
Client: Talissa Decor  
Date: 23 Jul 2020  
Project Number: 104395669  
Test Number: 1  
Operator: Salvatore Balletta

Specimen ID and Description:

Line Art Foam tiles

#### TEST RESULTS

FLAMESPREAD INDEX: 10.000  
SMOKE DEVELOPED INDEX: 165.000

#### SPECIMEN DATA

Time to Ignition (sec): 8.636  
Time to Max Flame Spread (min): 2.461  
Maximum Flame Spread (ft): 2.500  
Time to 527 C / 980 F (sec): 0.000  
Max Temperature (deg F or C as per test standard): 414.086  
Time to Max Temperature (sec): 598.636  
Total Fuel Burned (cubic feet): 42.792  
  
Flame Spread\*Time Area (M\*min): 23.216  
Smoke Area (%A\*min): 74.988  
Unrounded FSI: 11.956  
Unrounded SDI: 166.075

#### CALIBRATION DATA

Time to Ignition of Last Red Oak (sec): 46  
Calibrated Smoke Area (%A\*min): 45.153

15 point Heptane average for E84-20  
5 point Red Oak average for S102

Tested by:  \_\_\_\_\_

Reviewed by:  \_\_\_\_\_





## TEST REPORT FOR TALISSA DECOR

Report No.: 104395669COQ-001 R0

Date: 07/23/20

### SECTION 12 PHOTOGRAPHS



**Photo No. 1**  
**Pre-Test**



**Photo No. 2**  
**Post-Test**



Total Quality. Assured.

## TEST REPORT FOR TALISSA DECOR

Report No.: 104395669COQ-001 R0

Date: 07/23/20

1500 Brigantine Drive  
Coquitlam, BC V3K 7C1

Telephone: 604-520-3321  
[www.intertek.com/building](http://www.intertek.com/building)

### SECTION 13

#### REVISION LOG

REVISION #	DATE	PAGES	REVISION
0	07/23/20	N/A	Original Report Issue